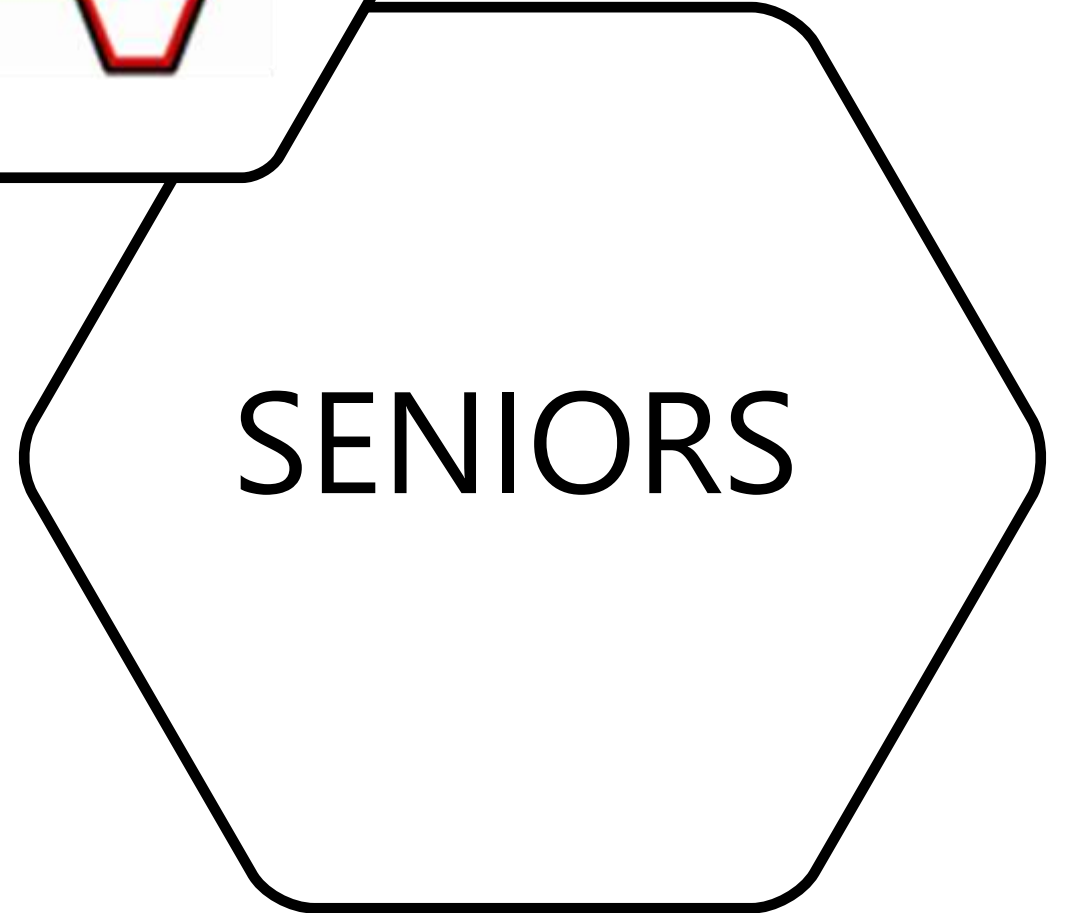


How to request  
courses for your  
Senior Year!



The purpose of this presentation is to help you fill out a course request form:

## 2024-25 COURSE REQUEST WORKSHEET for GRADE 12 Courses

Use this form to go over your requests when you meet with your counselor in March.

First Name: \_\_\_\_\_ Last Name: \_\_\_\_\_

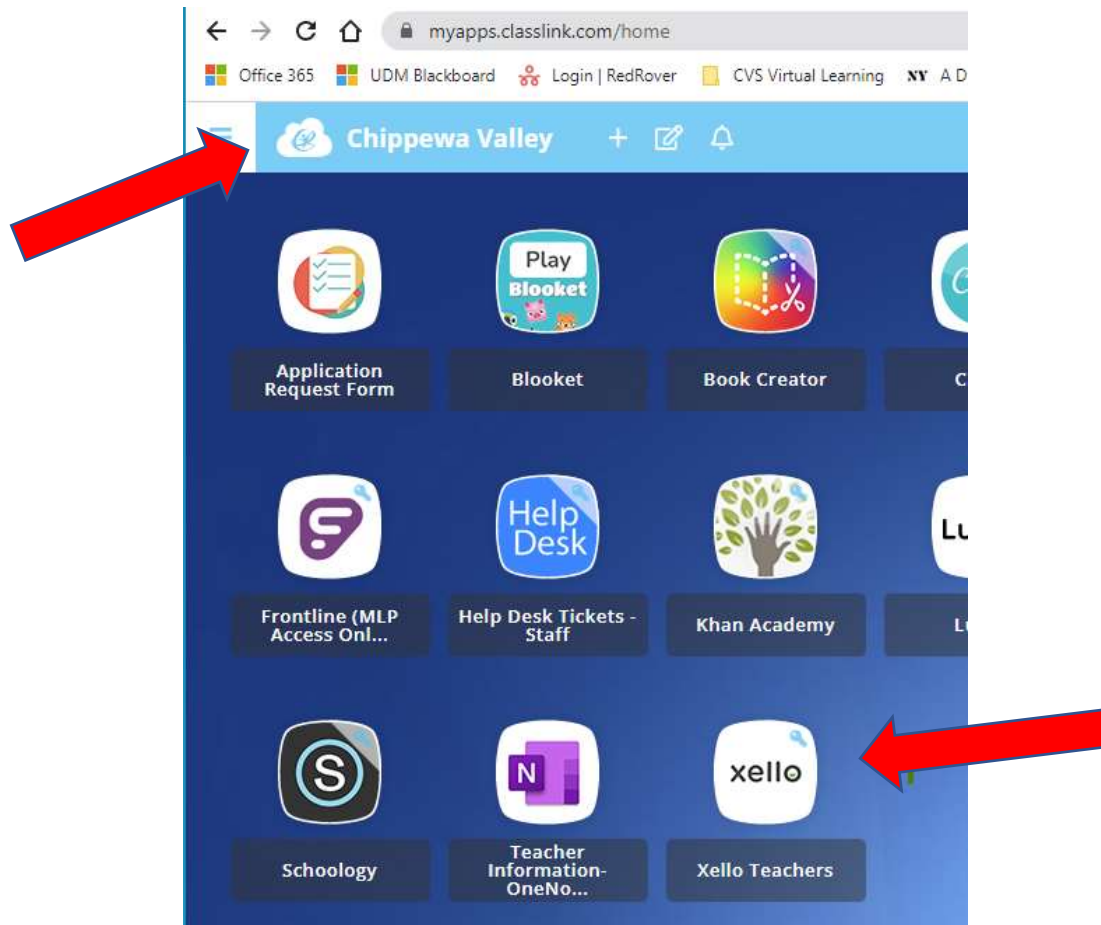
**Instructions:** View course descriptions and graduation requirements in the Course Offering Book at <http://cvs.guidance.weebly.com/course-scheduling-and-advising.html>. Review and update your Educational Development Plan (EDP) and your 4-year plan at <https://login.xalto.world/>. Get input from parents and teachers about your choices. Write your "first choices" for next school year in the empty boxes. Write your "backup" choices in the Alternatives section at the bottom. Your English teacher will bring your class to the Guidance Office to meet individually with your counselor and your form will be collected in March.  
**\*NOTE:** All Advanced Placement courses require a permission form available in the Guidance Office or online.

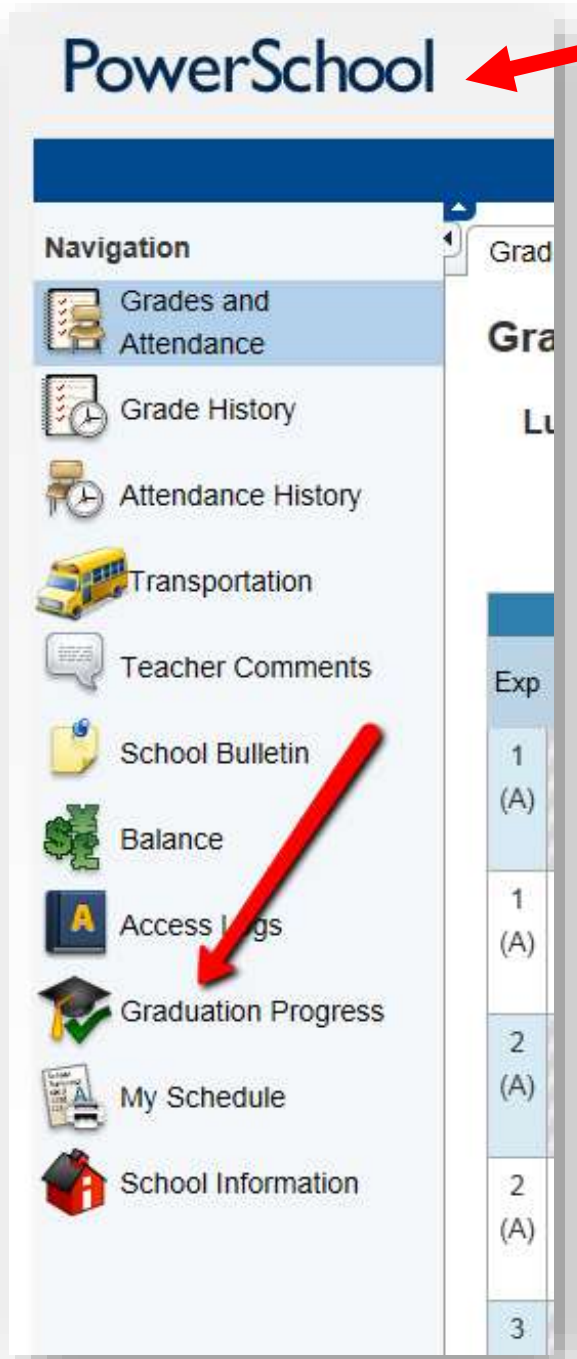
1 <sup>st</sup> Semester (Fall)		2 <sup>nd</sup> Semester (Spring)	
SUBJECT	COURSE NAME	SUBJECT	COURSE NAME
ENGLISH Course Selection*		ENGLISH Course Selection*	
MATH or "MATH RELATED" Course Selection* <i>(Note: if you took Algebra 2YC and 2YD, please request Algebra 2YC and 2YD.)</i>		MATH or "MATH RELATED" Course Selection*	
Your REQUIRED or ELECTIVE Course Selection* <i>(Note: Consider SCIENCE course)</i>		Your REQUIRED or ELECTIVE Course Selection*	
Your REQUIRED or ELECTIVE Course* <i>(Note: Consider Econ. and/or Gov. in 11<sup>th</sup> or 12<sup>th</sup> Grade; Options: AP Econ. and/or AP Gov. meet grad. requirement)</i>		Your REQUIRED or ELECTIVE Course*	
Your REQUIRED or ELECTIVE Course Selection* <i>(Note: Make sure you don't forget graduation requirements like PE or World Language)</i>		Your REQUIRED or ELECTIVE Course Selection*	
Your REQUIRED or ELECTIVE Course Selection* <i>(Note: Don't forget to re-include make-up courses if you <u>failed</u> something)</i>		Your REQUIRED or ELECTIVE Course Selection*	
<b>Instructions:</b> Write your "second choices" or "back-up choices" below. These courses will be your <u>alternative selections</u> and will be used if your first choice is unavailable.			
1st Semester Alternatives (Fall)		2nd Semester Alternatives (Spring)	
SUBJECT	COURSE NAME	SUBJECT	COURSE NAME
ELECTIVE		ELECTIVE	
ELECTIVE		ELECTIVE	

Notes:

The first thing you should do is update your plans on Xello.

Xello is our career exploration platform. You can get to your account through "Class Link".





*Next...visit PowerSchool to see what required courses are left to complete.*

Check “Graduation Progress” button on PowerSchool now and after every semester.

How many credits do I need to earn my diploma and participate in the graduation commencement ceremony at the end of my Senior year?



22

# Credits: Are you on track to graduate with your class?

**You should have at least 13.0 credits right now (2<sup>nd</sup> Sem, Junior Year)**

**At the end of this school year you should have at least 16.0 credits.**

**13**

**16**

# If I am short credits, what are my options for credit recovery?

- After school day, CVS Credit Recovery with Community Ed at Mohegan (\$\$)
- After school day, online courses through an out of district provider (\$\$\$)
- Summer School Programs (\$\$)
- CVHS Credit Recovery lab during the school day (one less elective spot on your schedule)




Download the current *CVHS Course Offerings Book* from our school's website.

*Read course descriptions carefully.*







When planning your course request, start with the required courses.

Senior year is your year to get ready for college and career.

Explore your interests and challenge yourself.

Every Senior must have a “math” course in their 12<sup>th</sup> grade year. Here are options within the Mathematics Department. Talk with your teacher for a recommendation.

## Mathematics Department

AP Statistics

Pre-Calculus

AP Calculus AB

Calculus

AP Calculus BC

Personal Finance

Algebra 2YC & 2YD

These courses outside the Math Department can be used for the “Senior Math” requirement. The course must be taken in the senior year and cannot count for dual credit.

Senior Math Related Courses			
<b>SCIENCE/SOCIAL STUDIES</b>	<b>CAREER AND TECHNICAL EDUCATION (CTE)</b>		<b>FAMILY &amp; CONSUMER SCIENCE</b>
AP Biology	Accounting	Finance & Banking	Consumer Education
AP Economics	Auto Technology 2 & 3	Marketing 3	Independent Living
AP Environmental Science	Construction Trades	Mechatronics & Robotics	
Chemistry (any level)	Culinary Arts 2 & 3	Woodworking & Cabinetmaking	
Physics (any level)	Design Technology		



Two credits of a single World Language is required.

Students who complete a CTE program or take an additional credit of Visual/Performing Arts & Applied Arts may waive the 2<sup>nd</sup> credit requirement.

If you are a Band or Choir student, request the course your teacher recommends. If there are auditions for different course levels, those changes will be made at the end of this school year.





# Career & Technical Education

Automotive Technology	Family & Consumer Science
Business (4 pathways): Accounting & Finance Business Management Information Technology Cybersecurity	Graphic Design
	Marketing
	Medical Academy
	Mechatronics & Robotics (at Dakota)
Construction Trades (at Dakota)	Careers in Education (formerly Teacher Cadet)
Culinary Arts (at Dakota)	Woodworking & Cabinetmaking (at Dakota)
Design Technology/Engineering	

*Space is limited in most of these programs.*

*Preference given to students who can complete the program.*

*Have an alternative plan ready.*



# iNTERNSHiP

Internships for credit are available to seniors who have previously completed two semesters in a related CTE program (usually in their sophomore or junior year) and are concurrently enrolled in a related CTE course in the senior year.



There are several ways to earn College Credit while in high school:

- **Advanced Placement (AP) Exams** (Application due by April 1<sup>st</sup>).
- **Articulation Agreements** (talk to CTE teacher for details).
- **Dual Enrollment** (Mandatory meeting for interested students and parents on March 25, 2024 at 7pm in CVHS Auditorium)





- AP Biology
- AP Calculus AB
- AP Calculus BC
- AP Chemistry
- AP Economics
- AP Environmental Science
- AP English Language
- AP English Literature
- AP European History
- AP Government
- AP Physics I/II
- AP Physics C Mechanics
- AP Psychology
- AP Statistics
- AP U.S. History
- AP World History
- AP Computer Science

*AP Application Form required for each course and are available from CVHS Guidance and Counseling. Deadline to apply is April 1<sup>st</sup>!*

*We ask that students commit to staying in AP courses all year! **No dropping!***

Make sure you list acceptable Alternative Selections at the bottom of your Course Request Form because you just might get that course.

In other words: Pick a good backup plan.



# When will my high school schedule be available to view?

At Big Red Check In in August.

Your counselor may talk with you in June if there is a problem with your schedule that needs to be resolved.



Why is it so  
difficult to  
change my  
schedule after  
the school  
year starts?

- Teachers are assigned to the courses students request.
- High school schedules are like a big puzzle...changing course impacts another.
- That's why we can't honor special requests for teachers, lunches, etc.
- Visit our web page for details about schedule changes.

# ***Who is your school counselor?***

<b><i>Counselor</i></b>	<b><i>Your last name</i></b>
Mrs. Koskos	A-D
Mr. Freshour	E-K
Mrs. Radzinski	L-Ro
Mrs. Pitcher	Rp-Z



***Key to a successful course request:***

1. Look at your career goals.
2. Use a 4 year plan and updated EDP.
3. Review the *CVHS Course Book*.
4. Talk to teachers and parents.
5. Get necessary signatures on the required forms.
6. Don't miss the deadlines.

# March

Next month, counselors will be talking to students and **collecting Course Request Forms.**

A red target graphic with a central black bullseye. The text "That's all Folks!" is written in white cursive across the target.

*That's all Folks!*